

The aim of this lesson plan for Year 2 is to educate pupils on the different types of traffic they see on their journeys and allow them to begin to make simple judgements on speed. The surveying element means this can be delivered within Maths lessons.

Learning objectives:

1. Develop a basic understanding about different types of traffic.
2. Begin to be able to judge the speed of traffic (fast, medium, slow).
3. Learn how to conduct simple surveys and reflect on their findings through guided discussion.

Outcomes:

Pupils will be able to identify and name different types of traffic. They will also be able to have simple discussions about their judgement of speed. Pupils should be able to demonstrate an understanding of sorting and comparing data. They should also be able to discuss their findings with others.

You'll need:


- Survey sheets
- Clipboards
- Pencils/pens
- High visibility jackets
- Staff helpers

Curriculum links:

- Numeracy and statistics
- Interpret and construct simple pictograms and tally charts
- Ask and answer simple questions by counting the number of objects in each category and sorting the categories by quantity
- Ask and answer questions about totalling and comparing categorical data
- Count in steps of 2, 3 and 5 from 0
- Compare and order numbers from 0 to 100

This resource contains:

- Teacher guidance notes
- Survey template
- Sample letter for parents/carers



This activity will task pupils with conducting a simple traffic survey. This will give them an understanding of how much traffic goes past the school during the school day and an opportunity to use their own judgement on its speed. You will need to recruit some volunteers to be able to help take pupils out and to guide them in their surveys.

Pre-activity

You can either get pupils to design their own surveys or use the templates provided. Discuss with the pupils how they will be conducting the survey. You should conduct a risk assessment if going off-site.


Main activity

Take the class out in the local area to conduct the survey. You will need additional staff support to ensure your school's pupil:staff ratio is met. Split the class into groups of six and ask them to conduct the surveys in their groups.

For the traffic count, pupils should record the type of vehicle they saw (car, motorbike, van), and its colour. At this age pupils won't be able to make accurate assessments of speed, so for this section it's okay for them to use slow, medium and fast as their categories.

Post-activity

Compile the results for the class and discuss the findings. Which type of vehicle was the most common? What about colour? Finally, what was the most common pupil assessment of speed?



1

Recruit volunteers/staff to help.



2

Conduct a risk assessment.



3

Brief pupils on how to conduct the survey.




4

Take pupils out to conduct the survey.




5

Return to class, compile the results and discuss findings.



Today we will be conducting a traffic survey, that looks at different types of vehicles, their colours and what you think of their speed (slow, medium or fast).

Vehicle type	Vehicle colour	Vehicle Speed
Car/van/motorbike/bicycle	Red/blue/silver/green	Slow/medium/fast



Dear parent/carers,

Today the children in class have been involved in a road safety lesson that covered the following learning objectives and outcomes:

Learning objectives:

1. Develop a basic understanding about different types of traffic.
2. Begin to be able to judge the speed of traffic (fast, medium, slow).
3. Learn how to conduct simple surveys and reflect on their findings through guided discussion.

Outcomes:

Pupils will be able to identify and name different types of traffic. They will also be able to have simple discussions about their judgement of speed. Pupils should be able to demonstrate an understanding of sorting and comparing data. They should also be able to discuss their findings with others.

The staff and governors of
would like to thank you for your support and help in reinforcing the road safety messages that your child has learnt in our new road safety education initiative.

Yours sincerely

.....
.....

